



Improved Soil Fertility Level Increases the Growth and Yield of Soybean by Enhancing Chlorophyll Content

Soyema Khatun¹, Mahi Imam Mollah^{2*}

¹Plant Physiology Division, Bangladesh Institute of Nuclear Agriculture, Mymensing, Bangladesh.

²Department of Entomology, Patuakhali Science and Technology University, Patuakhali, Bangladesh.

ABSTRACT

The study was conducted at the BINA substation, Barisal to evaluate the effect of soil fertility status on chlorophyll content, growth, and yield of soybean. Binasoybean-3 was used for this study. The study was laid out in a randomized complete block design (RCBD) with three replications. Four soil fertility conditions such as F₀ = no fertilizer, F₁ = *Rhizobium* inoculation, F₂ = NPK fertilizer, and F₃ = Organic matter (Cow dung 2 tons ha⁻¹). Macronutrient nitrogen (N), phosphorus (P), and potassium (K) were supplied as urea, triple super phosphate, and muriate of potash. The lowest chlorophyll content was measured in control plants while the highest from NPK-treated plants which was 21.78% more compared to control. This increased chlorophyll content in NPK-treated plants results in the highest total dry mass (TDM) accumulation at both 80 and 90 days after sowing (DAS) compared to other treatments. The absolute growth rate was maximum in NPK-treated plants measured at both 80 DAS and 90 DAS providing a 60.83 and 81.49% increase compared to control, respectively. Yield contributing traits such as no. of branches per plant, no. of pods per plant, no. of grain per pod, and 1000 grain weight found maximum in NPK treated plants. Finally, grain yield was maximum in NPK-treated plants which was a 97.46% increase compared to control. Results revealed that sufficient application of NPK is required for maximum grain yield in soybean. Sufficient NPK increased the chlorophyll in plants which eventually increased the plant growth and yield as well.

Keywords: Soybean, Fertilizer, Chlorophyll, Absolute growth rate, Yield contributing factors, Yield.

HOW TO CITE THIS ARTICLE: Khatun S, Mollah MI. Improved Soil Fertility Level Increases the Growth and Yield of Soybean by Enhancing Chlorophyll Content. *Entomol Appl Sci Lett.* 2023;10(2):43-9. <https://doi.org/10.51847/QKzokd8BT3>

Corresponding author: Mahi Imam Mollah

E-mail ✉ mahiimam@pstu.ac.bd

Received: 01/04/2023

Accepted: 20/06/2023

INTRODUCTION

Soybean is a rich source of phytochemicals and nutrients that contain a high number of free radicals and numerous phenolic compounds [1-3]. The phenolic content is highly associated with antioxidant activity [4, 5]. Consumption of soybean seed has been associated with several health-enhancing properties such as lowering the rates of colon, prostate, and breast cancers [6]; reducing blood cholesterol levels and the risk of cardiovascular disease [7]; prevention of osteoporosis and reduction of post-menopausal symptoms [8]. Soybean also contains many essential amino acids that are lacking in most cereal, grain-based diets fed to swine and poultry

[9]. Due to several health benefits for humans and poultry and livestock, soybean has extreme market potential in the food processing industry and animal feed. It has been utilized to fortify feeders for the improvement of the nutritional status of rural communities [10, 11]. Thus, soybean has great importance and demand throughout the world including Bangladesh.

In Bangladesh, soybean cultivation is dominated in Bhola and Noakhali districts. Farmers are less interested to cultivate and consume soybean due to a lack of knowledge about the health benefit, limited access to improved varieties and cultivation practices including fertilizer management especially the use of phosphate and inoculum fertilizers needed for boosting

chlorophyll content, grain growth, and yields of soybean [12]. The chlorophyll content is an important index to measure crop growth that increases the photosynthetic capacity of leaves [13]. *Rhizobium* strains enhance nitrogen (N) fixation in soybean which increase soybean yield [14-16]. The chemical fertilizer, especially phosphorus (P) plays a crucial role in seed formation and yield [17]. Chemical fertilizer such as N, P, and K also helps the uptake of nutrients, influences the growth of roots, and nodule formation, balances the N deficiency in the soil, and aids in seed maturation [18]. Previous studies reported that integrated soil fertility management (ISFM) practices like co-application of organic manure and P fertilizers are very useful for the improvement of the plant health and yield of soybean grain [19-22]. But there was a lack of information about its effect on increasing chlorophyll content, plant growth, and seed yield. The aim of this study is to investigate the effect of soil fertility conditions on chlorophyll content, plant growth, and grain yield in soybean.

MATERIALS AND METHODS

A field study was conducted during the Rabi season in 2022 at BINA sub-station Barisal, Bangladesh. This area lies between 22.8162 °N latitude and 90.3137 °E longitude and 2 meters altitude from sea level. The climate is characterized by alternate hot and cold seasons. The study was laid out in randomized complete block design (RCBD) with three replications. Four treatments as F₀ = No fertilizer, F₁ = *Rhizobium* inoculum, F₂ = NPK fertilizer, and F₃ = Cow dung (2 tons ha⁻¹) were applied in the Binsoybean-3 crop field. Seeds were sown on 5th January 2022 in unit plot size (3m × 2.5m) maintaining 30cm apart in rows. For the treatment of F₁, soybean seeds were treated with *Rhizobium* biofertilizer before sowing, for F₂ each plot was fertilized with urea @ 86.95 kg/ha, TSP @ 66.67 kg/ha and MoP @ 100 kg/ha and for the treatment of F₃ each plot was fertilized with organic matter (Cow dung) @ 2000 kg/hectare. Chlorophyll meter SPAD - 502 (Minolta, Japan) was used for measuring the nitrogen in the leaves following [23]. The method includes the direct measurement of chlorophyll a+b in the leaves. This device works on measuring the light

transmission through the leaves in two wavelengths 650 and 940 nm and automatically calculate an average of these two data and indicate the so-called SPAD number. After 70 days of sowing, at every 10 days interval, 5 plants were harvested and oven dried at 70 ± 2 °C for the determination of growth rate and total dry matter. The rate of absolute growth was calculated as the total increase in plant dry weight over a given period. The growth analysis was carried out following the formula described by [24] as

$$\text{Absolute growth rate} = \frac{W_2 - W_1}{T_2 - T_1} \quad (1)$$

Here, W₁ = Dry weight at the initial time

W₂ = Dry weight at the final time

T₁ = Initial time

T₂ = Final time

After attaining physiological maturity, five plants were collected from each plot for recording yield contributing parameters, and one quadrat (1 m²) was harvested in every plot for determining the yield that converted to ton per hectare. Using the analysis of variance technique by SPSS software, all data were subjected to statistical analysis separately. Using Duncan's Multiple Range Test at 5% probability levels, the difference among treatment means was compared.

RESULTS AND DISCUSSION

Chlorophyll content in the leaf depends on the NPK level in the soil

Chlorophyll content in the leaf was measured using the Chlorophyll meter SPAD-502 (Minolta, Japan). The level of NPK in the soil significantly ($P > 0.05$) controls the chlorophyll content in the leaf of soybean. The highest chlorophyll content (47.53) was measured in NPK-treated soybean plants that were statistically different but followed by *Rhizobium* (43.42) and Organic matter (42.73) treated plants while the lowest of that was measured from control (39.03) (**Figure 1a**). The rate of increase of chlorophyll content compared to control was also measured and the maximum of that was obtained from NPK-treated plants (21.78%) which was followed by *Rhizobium* (11.25%) and organic matter-treated plants (9.48%) (**Figure 1b**). Thus, it can be

summarized that an increased level of NPK increases the chlorophyll content in soybean. [25, 26] reported that increased application of NPK in finger millet increased the chlorophyll content in the leaf.

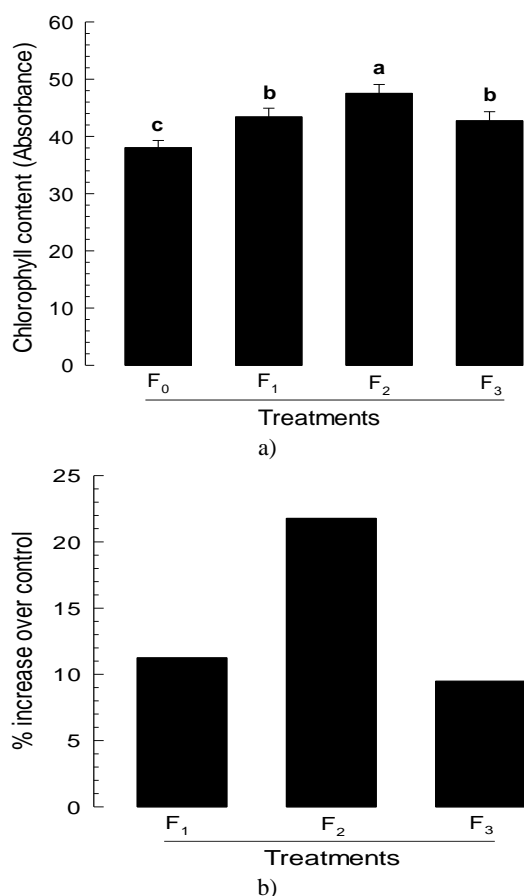


Figure 1. Effect of soil fertility condition for enhancing chlorophyll content in leaf (a) Chlorophyll content (SPAD Value), (b) Percent increase over control. Different letters above standard deviation denote significant differences among means at Type I error = 0.05 (LSD test).

Effect of NPK application on total dry mass accumulation

Bina soybean-3 shows different growth rates in different soil fertility conditions and total dry mass (TDM) increased significantly ($P > 0.05$) with the increased age of the plant until maturity. At 70 DAS, maximum TDM accumulation was recorded in *Rhizobium* (33.87 g/plant) which was followed by NPK (30.59 g/plant) and organic matter (30.19 g/plant) treated plants while in control plants it was recorded as the lowest (24.80 g/plant) (Figure 2). For 80 DAS, it was maximum for NPK treated plants (72.39 g/plant) which were followed by *Rhizobium* (61.18 g/plant), organic matter (59.18 g/plant) treated

plants, and a minimum of that from untreated control (55.02 g/plant) (Figure 2). A similar trend was observed for 90 DAS (Figure 2). After 70 DAS, NPK-treated soybean produced the highest TDM at all growth stages and these were statistically different from other treatments. [27] reported that total biomass production in soybean increased mostly for NPK application compared to organic matter.

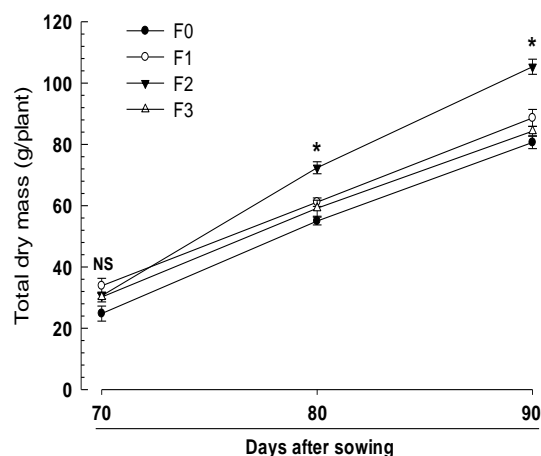


Figure 2. Changes in total dry mass (TDM) at different growth stages of soybean under Different soil fertility conditions. Asterisks represent significant differences among means at Type I error = 0.05 (LSD test).

Effect of soil N, P, K level on absolute growth rate of soybean

The absolute growth rate (AGR) also increased significantly ($P > 0.05$) with the increased age of the plant until 80 DAS followed by a decline at 90 DAS in all treatments of soybean (Figure 3a). The AGR increased at 80 DAS in all treatments because plants were at the pod development stage. The AGR was greater in NPK-treated plants while lowest in untreated control plants. Both at 80 DAS and 90 DAS, the maximum absolute growth rate was observed in NPK-treated plants (4.18 and 3.29 g/plant/day) which was followed by *Rhizobium* (3.32 and 2.86 g/plant/day) and organic matter (3.32 and 2.86 g/plant/day) treated plants and lowest was in control (2.59 and 1.82 g/plant/day) plants. Extend of growth rate increase in treated plants compared to control can easily be understood from the percent increase of growth rate over control (Figure 3b). In NPK-treated plants, the percent increase of growth was higher (64 and 84% at 80 and 90 DAS, respectively) than in *Rhizobium*-treated plants (28 and 60% at 80 and 90 DAS,

respectively) and Organic matter treated plants (28 and 64% at 80 and 90 DAS, respectively). This result revealed that higher content of chlorophyll confirmed higher dry mass accumulation and a higher absolute growth rate. [28, 29] reported a strong correlation of Chlorophyll content with areal leaf mass (ALM) in soybean.

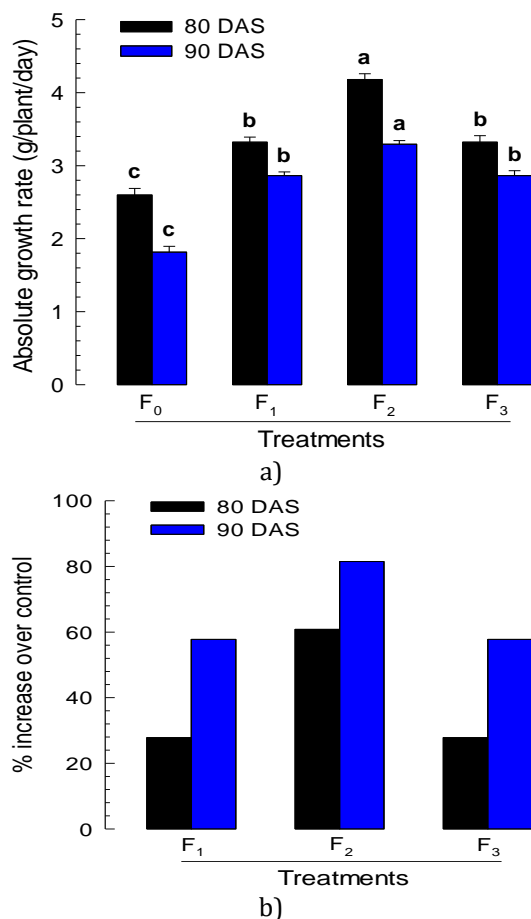


Figure 3. Effect of different soil fertility conditions in the growth of soybean at different time points. (a) Changes in absolute growth rate (AGR) (b) Percent increase of growth rate over control. Different letters above standard deviation denote significant differences among means at Type I error = 0.05 (LSD test).

Effect of nutritional status on Morphological Characters and Yield Attributes

Difference in soil fertility condition, significantly ($P < 0.05$) affects the morphological and yield attributes (**Table 1**). Organic matter-treated soybean plants bear a maximum number of branches that were statistically like NPK while the lowest of that found in Rhizobium-treated soybean plants which was statistically the same as untreated control. A maximum number of pods per plant was recorded in NPK-treated plants which were followed by organic matter-treated plants while the lowest of that was found in control and Rhizobium-treated plants. A maximum number of grains was collected from NPK-treated plants and it was statistically the same for Rhizobium and control plants. Seed size leading to 1000 grain weight was maximum in NPK treated plants which were statistically similar to organic matter treated plants while the lowest of that was recorded from Rhizobium which was statistically similar to control plants. The highest amount of grain yield was collected from NPK-treated plants (2.33-ton ha⁻¹) as the number of pods per plant, number of grains per pod, and seed weight was maximum in these plants. In contrast, the lowest grain yield was recorded from control plants (1.18 tons ha⁻¹). Maximum increase in grain yield over control was recorded from NPK-treated plants (97.46%) while it was 55.93% and 18.64% for organic matter and Rhizobium, respectively. This result concludes that maximum chlorophyll content confirmed maximum dry matter accumulation by increasing photosynthesis which enhances the absolute growth rate, branching, pod formation, grain weight, and finally increased grain yield. These results were following [30, 31] who described a direct correlation between photosynthesis and dry matter accumulation in soybean. Another study by [27, 32] reported that the application of NPK increased soybean yield more than the organic matter application.

Table 1. Yield and yield contributing characters at different soil fertility conditions

Treat-ments	Branch plant ⁻¹	Pods plant ⁻¹	Grain Pod ⁻¹	1000 grain weight	Grain yield (ton ha ¹)	% yield increase
F ₀	3.78 ± 0.19 ^b	60.45 ± 1.68 ^c	7.89 ± 0.70 ^a	10.17 ± 0.31 ^b	1.18 ± 0.09 ^d	0.00
F ₁	3.66 ± 0.18 ^b	60.40 ± 2.89 ^c	8.22 ± 0.51 ^a	10.07 ± 0.26 ^b	1.40 ± 0.11 ^c	18.64
F ₂	4.11 ± 0.32 ^a	72.22 ± 2.50 ^a	8.22 ± 0.42 ^a	11.51 ± 0.87 ^a	2.33 ± 0.19 ^a	97.46
F ₃	4.44 ± 0.31 ^a	66.22 ± 2.77 ^b	8.11 ± 0.51 ^a	10.83 ± 0.29 ^a	1.84 ± 0.05 ^b	55.93

This means having different letters are significantly different (Duncan's Multiple Range Test, $p < 0.05$)

This result also denotes that a higher growth rate at the vegetative and flowering stages is desirable for getting higher seed yield in soybean. Crop's early ability to intercept solar radiation and its subsequent utilization for biomass production represents its growth and yield [33]. In soybean, increased interception of solar radiation at early seedling stages enables the plant to make rapid early growth, which results in higher yield [11, 34]. In the current research, a similar phenomenon occurred in NPK-treated soybean giving higher production of absolute growth rate (AGR) and total dry mass (TDM) at the early growth stage, which results in maximum seed yield.

CONCLUSION

The present study reports that NPK-treated soybean confirmed maximum chlorophyll content that produces absolute growth rate (AGR) and maximum total dry mass (TDM) at the early growth stage and flowering stage, resulting in a maximum number of branches, number of pods per plant, and seed weight that finally contributes maximum seed yield. Therefore, it can be concluded that enhanced chlorophyll content increases absolute growth rate that is positively correlated with increasing seed yield.

ACKNOWLEDGMENTS: We would like to express the heartiest respect, gratitude, and profound appreciation to the Director of Research and CSO RC, Bangladesh Institute of Nuclear Agriculture, Mymensingh who allowed me to conduct this research. I would like to thank Md. Sohel Rana for providing Rhizobium Inoculum. Also thanking other colleagues of BINA substation Barisal for their assistance to conduct this study.

CONFLICT OF INTEREST: None

FINANCIAL SUPPORT: None

ETHICS STATEMENT: None

REFERENCES

1. Siah SD, Konczak I, Agboola S, Wood JA, Blanchard C. In vitro investigations of the potential health benefits of Australian-grown faba bean's (*Vicia faba* L.) chemopreventive capacity and inhibitory effects on the angiotensin-converting enzyme, α -glucosidase, and lipase. *Br J Nutr.* 2012;108(1):123-34. doi:10.1017/S0007114512000803
2. Dueñas M, Hernández T, Estrella I. Phenolic composition of the cotyledon and the seed coat of lentils (*Lens culinaris* L.). *Eur Food Res Technol.* 2002;215:478-83. doi:10.1007/s00217-002-0603-1
3. Troszynska A, Estrella I, Kozłowska H, Estrella I, Lopez-Amores ML, Hernandez T. Antioxidant activity of pea (*Pisum sativum* L.) seed coat acetone extract. *LWT-Food Sci Technol.* 2002;35(2):158-64. doi:10.1006/fstl.2001.0831
4. Shweta KM, Rana A. Bioactive components of *Vigna* species: Current perspective. *Bull Env Pharmacol Life Sci.* 2017;6(8):01-13.
5. Shahwar D, Mohsin T, Bhat MYK, Chaudhary S, Aslam R. Health functional compounds of lentil (*Lens culinaris* Medik): A review. *Int J Food Prop.* 2017;20:1-15.
6. Barnes S, Kirk M, Coward L. Isoflavones and their conjugates in soy foods: extraction conditions and analysis by HPLC-MS. *J Agric Food Chem.* 1994;42(11):2466e2474.
7. Potter SM. Overview of proposed mechanisms for the hypocholesterolemic effect of soy. *J Nutr.* 1995;125(suppl_3):606S-11S.
8. Messina M, Messina V. The role of soy in vegetarian diets. *Nutrients.* 2010;2(8):855-88. doi:10.3390/nu2080855
9. Bruce KJ, Karr-Lilienthal LK, Zinn KE, Pope LL, Mahan DC, Fastinger ND, et al. Evaluation of the inclusion of soybean oil and soybean processing by-products to soybean meal on nutrient composition and digestibility in swine and poultry. *J Animal Sci.* 2006;84(6):1403-14. doi:10.2527/2006.8461403x
10. Alamu EO, Popoola I, Maziya-Dixon B. Effect of soybean (*Glycine max* (L.) Merr.) flour inclusion on the nutritional properties and consumer preference of fritters for improved household nutrition. *Food Sci Nutr.* 2018;6(7):1811-6. doi:10.1002/fsn3.751
11. Purcell LC, Ball RA, Reaper JD, Vories ED. Radiation uses efficiency and biomass

- production in soybean at different plant densities. *Crop Sci.* 2002;42(1):172-7.
12. Hichaambwa M, Chileshe C, Chimai-Mulenga B, Chomba C, Mwiinga-Ngcobo M. Soybean value chain and market analysis. Indaba Agricultural Policy Research Institute (IAPRI), Final Draft Report. 2014:67.
 13. Zhang F, Zhou G. Estimation of vegetation water content using hyperspectral vegetation indices: A comparison of crop water indicators in response to water stress treatments for summer maize. *BMC Ecol.* 2019;19:18. doi:10.1186/s12898-019-0233-0
 14. Ibrahim SA, Mahmoud SA. Effect of inoculation on growth, yield, and nutrient uptake of some soybean varieties. *Egypt J Soil Sci. (Egypt).* 1989;29(2):133-42.
 15. Kim SD, Hong EH, Park RK, Yoo ID, Shin MK, Choe JH, et al. Effect of rhizobium inoculant application on nodulation and nitrogen fixation at different soil types in soybeans. *The Research Reports of the Rural Development Administration-Upland and Industrial Crops (Korea R.).* 1988.
 16. Karpov VY, Medvedev IN, Komarov MN, Dorontsev AV, Kumantsova ES, Mikhailova OD. Possibilities of Students' Health Improvement through Physical Training in the Aquatic Environment. *J Biochem Technol.* 2021;12(4):67-71. doi:10.51847/JesqloXQhS
 17. Rao SB, Krishna N, Prasad JR, Raghavan GV. Evaluation of nutritional quality of some fibrous resources by in vitro and nylon bag techniques in goats. *Ind J Animal Nutr.* 1995;12(2):85-90.
 18. Míguez-Montero MA, Valentine A, Pérez-Fernández MA. Regulatory effect of phosphorus and nitrogen on nodulation and plant performance of leguminous shrubs, *AoB PLANTS.* 2020;12(1):plz047. doi:10.1093/aobpla/plz047
 19. Chiezey UF, Odunze AC. Soybean response to application of poultry manure and phosphorus fertilizer in the Sub-humid Savanna of Nigeria. *J Ecol Nat Environ.* 2009;1(2):025-031.
 20. Manral HS, Saxena SC. Plant growth, yield attributes, and grain yield of soybean as affected by the application of inorganic and organic sources of nutrients. *Bioresour Technol.* 2003;92:110-8.
 21. Rurangwa E, Vanlauwe B, Giller KE. Benefits of inoculation, P fertilizer, and manure on yields of common bean and soybean also increase the yield of subsequent maize. *Agric Ecosys Environ.* 2018;261:219-29. doi:10.1016/j.agee.2017.08.015
 22. Tiwari R, Rathour K, Tyagi LK, Tiwari G. Egg Shell: An Essential Waste Product to Improve Dietary Calcium Uptake. *Pharmacophore.* 2022;13(4):32-40. doi:10.51847/2X53NfI6Lo
 23. Eleonora K, Angelika F. Evaluation of Selected Soybean Genotypes (GLYCINE MAX L.) by Physiological Responses during Water Deficit. *J Cent Eur Agric.* 2013;14(2):213-28.
 24. Hunt R. *Plant growth analysis studies in biology.* Edward Arnold Ltd., London. 1978; p. 67.
 25. Wamalwa DS, Sikuku P, Netondo GW, Khasabulli BD. Influence of NPK Blended Fertilizer Application on Chlorophyll Content and Tissue Mineral Contents of Two Finger Millet Varieties Grown in Acid Soils of Kakamega, Western Kenya. *Int J Plant Soil Sci.* 2019;27(4):1-9. doi:10.9734/ijpss/2019/v27i430082
 26. Pingale PL, Amrutkar SV. Quercetin Loaded Rifampicin-Floating Microspheres for Improved Stability and In-vitro Drug Release. *Pharmacophore.* 2021;12(3):95-9. doi:10.51847/yBXnl2bSUH
 27. Mete FZ, Mia S, Dijkstra FA, Abuyusuf M, Hossain ASMI. Synergistic Effects of Biochar and NPK Fertilizer on Soybean Yield in an Alkaline Soil. *Pedosphere.* 2015;25(5):713-9. doi:10.1016/S1002-0160(15)30052-7
 28. Thompson JA, Schweitzer LE, Nelson RL. Association of specific leaf weight, an estimate of chlorophyll, and chlorophyll content with apparent photosynthesis in soybean. *Photosynth Res.* 1996;49:1-0.
 29. Haidar FT, Al-Shorafa AJ. Employers' Needs of Accounting Graduates Skills in the Saudi Labor Market: Analytical Study. *J Organ Behav Res.* 2023;8(1):286-96. doi:10.51847/nCoVT7740v
 30. Dzhidzalov VA, Bzhihova MA, Agaev ZS, Umarov GM, Tovzerkhanov BA, Djamaldinova LR. *The Method of Volumetric*

- Visualization of Bone Density. *Ann Dent Spec.* 2023;11(1):53-7.
doi:10.51847/2pnOT05Qu6
31. Shi H, Guo J, An J, Tang Z, Wang X, Li W, et al. Estimation of Chlorophyll Content in Soybean Crop at Different Growth Stages Based on Optimal Spectral Index. *Agronomy.* 2023;13(3):663.
doi:10.3390/agronomy13030663
32. AlGarni AG, AlAmri RDM, AlZahrani MAB, AlHarthi AHH, AlGarni MAG, AlZahrani KAM, et al. Awareness of Vitamin D Deficiency among the General Population in Taif City, Saudi Arabia. *Arch Pharm Pract.* 2023;14(1):29-34.
doi:10.51847/zXSQhK2rwW
33. Hanlan TG, Ball RA, Vandenberg A. Canopy growth and biomass partitioning to yield in short-season lentil. *Cand J Plant Sci.* 2006;86(1):109-19.
34. Huzaifa M, Singh A, Aggarwal V, Dhar A. Metachronous Carcinoma at Colostomy Site Post Abdominoperineal Resection – A Rare Presentation Case Report. *Clin Cancer Investig J.* 2023;12(2):1-3.
doi:10.51847/ZP8HS1y926