



The Efficiency of the Zingiberene for the Qualitative Silk

Ankita Anil Shinde¹, Aditi Yogesh Tayade¹, Rajkumar Bajolge², Vitthalrao Bhimasha Khyade^{1*}

¹Department of Zoology, Faculty of Science, Sharadabai Pawar Mahila Arts, Commerce and Science College, Sharadanagar (Baramati), Tal. Baramati, Dist. Pune – 413115 India.

²Department of Agricultural Entomology, School of Atmospheric Stress Management, ICAR-National Institute of Abiotic Stress Management, Malegaon, Kh. Baramati, Pune Dist. 413115 (MS) India.

ABSTRACT

Zingiberene is a constituent of *Zingiber officinale* (L.), structurally monocyclic sesquiterpene, and possesses immense pharmacological activity. The present study aimed to utilize a methanol solution of zingiberene for topical application at forty-eight hours after the fourth molt to the fifth instar larvae of silkworm, *Bombyx mori* (L.) [Race: Double Hybrid - (CSR6 x CSR26) x CSR2 x CSR27]. The topical application of methanol solution of zingiberene was found significant influence on the parameters of the silk cocoon and silk fiber. The weight of the whole cocoon (deflossed), silk shell weight, the weight of pupa, and silk shell percentage or ratio in the group recipient of topical application of methanol solution of zingiberene at 48 hours after the fourth molt was recorded at 2.887** (± 0.786); 0.839** (± 0.158); 2.048 and 29.061*** respectively. The length of silk fiber (in meters); the weight of silk fiber (in grams) and denier scale silk fiber obtained by reeling the cocoons harvested from the group of larvae recipient of topical application of methanol solution of zingiberene 48 hours after the fourth molt were recorded 1478.36* ($\pm 229.53.51$); 0.829** (± 0.119) and 5.045*** respectively. As a terpene compound, Zingiberene shows probable activity analogous with natural Juvenile Hormone (JH) and may have future aspects of its use as a growth-promoting agent in silkworm, *Bombyx mori*.

Keywords: Zingiberene, Topical application, Methanol solution, *Bombyx mori* (L.).

HOW TO CITE THIS ARTICLE: Shinde AA, Tayade AY, Bajolge R, Khyade VB. The Efficiency of the Zingiberene for the Qualitative Silk. Entomol Appl Sci Lett. 2023;10(1):1-10. <https://doi.org/10.51847/4hW3o5bgkY>

Corresponding author: Vitthalrao Bhimasha Khyade

E-mail ✉ vbkhyaade.2016@gmail.com

Received: 06/09/2022

Accepted: 28/01/2023

INTRODUCTION

Life on earth is in an orchestrated progression with the life of the plants. The credit for the richest sources of nutrients goes to the plants. The animals utilize the food material in the form of plant-derived biochemical nutrient compounds. In a true sense, the synthesis of food (in the form of biochemical compounds) by plants through the use of chloroplast is for their own lives. The biochemical compound entitled, "Zingiberene" serves a lot in the plant, *Zingiber officinale* (L.) for defense against microbial attack. The common ginger plant is a member of the family: Zingiberaceae. Regarding the aspects of chemistry, the zingiberene is a member of

class: monocyclic sesquiterpene and subclass: triterpene [1, 2]. The monocyclic sesquiterpene: zingiberene is the product that resulted in the pathway of isoprenoid through farnesyl pyrophosphate (FPP). Later, the farnesyl pyrophosphate (FPP) is processed for rearrangement to form nerolidyl-diphosphate. The pyrophosphate group from nerolidyl-diphosphate gets removed naturally and the ring of the compound gets closed. During this process, there is the attachment of carbocation on the tertiary carbon to the ring. Through the process of shifting 1, 3-hydride, there is the formation of a little bit more stable allylic-carbocation. In the last step of the synthesis of zingiberene, the cyclic-allylic-proton gets removed. Consequently,

it leads to the formation of a double bond. The enzyme: "Zingiberene-Synthase" serves a lot in this process of catalysis of the biochemical reaction of synthesis of zingiberene. The enzyme: "Zingiberene-Synthase" also deserves the role in the synthesis of other monoterpenes and other sesquiterpenes [1, 2]. The zingiberene is the sesquiterpene of a volatile category. Therefore, the zingiberene belongs to the chemical family of bisabolene. Maintaining the capabilities of the animal tissues, without the effects of functional impairments is nothing but the process of active and healthiest aging in animals [3]. Zingiberene deserves the capability of promoting healthy aging in animals and prolonging span of the life [4]. Literature of the past three decades reported the medicinal properties (like antioxidation, antiinflammation, antimicrobial action, and anticancer activity) of zingiberene, the bioactive compound of ginger, and *Zingiber officinale* [5]. Reports on medicinal uses of zingiberene include health protection, disease prevention, and treatment for diseases concerned with aging through modulation of molecular targets involved in the pathogenesis [6].

Specific concentration or the titer of the insect "Juvenile-Hormone" (JH) & the specific concentration or the titer of the insect "Moulting-Hormone" (MH) in the body of life stages of insects are concerned to proceed to orchestrating the progressions of metamorphosis. "Juvenile-hormone" (JH) is the product of secretion of the neuroendocrine gland: corpora allata present in the cephalic region in the body of insects, like silk a worm, *Bombyx mori* (L.). "Moulting-hormone" (MH) is the product of secretion of the neuroendocrine gland, and pro-thoracic gland, present in the first thoracic segment in the body of insects, like silk-worm, *Bombyx mori* [7]. The mechanism of working of the insect "Juvenile-Hormone" (JH) & the insect "Moulting-Hormone" (MH) appears to be exactly opposite to one another. The concentration or titer of the insect "Juvenile hormone" (JH) serves to maintain the juvenile condition of the larval stage. That is to say, the concentration or titer of the insect "Juvenile hormone" (JH) is used to keep the larval stage in the same stage without further metamorphosis through many physiological mechanisms including inhibition of chitin deposition. The insect "Juvenile Hormone" (JH) retains the juvenile stage of insect life. The

concentration or titer of the insect "Moulting-Hormone" (MH) serves to proceed to the next phase of life. That is to say, the concentration or titer of the insect "Moulting-Hormone" (MH) is used not to keep the larval stage in the same stage, but to proceed further metamorphosis through many physiological mechanisms including inhibition of chitin deposition. In the presence of a particular titer of the "Insect-Moulting Hormone" (MH) in the body of the insect life stage, the mechanism of chitin deposition appears to be at a higher rate. Morphogenetic program inhibition at predetermined and group-specific ontogenetic (embryonic) positions appears to be the distinct feature of "Insect-Juvenile-Hormone" (JH) [7]. Metamorphosis in insects is the product of the integration of fruitful interplay of the specific titer of the "Insect-Juvenile-Hormone" (JH) & the specific titer of the insect "Insect-Moulting-Hormone" (MH).

There are several chemical compounds of plant origin, several chemical compounds of animal origin, and several chemical compounds of synthetic nature that exhibit the biochemical features of the analogy of natural the "Insect-Juvenile-Hormone" (JH). In the year 1956, Williams [8] used to designate the plant-derived compounds, animal-derived compounds, and compounds of synthetic nature exhibiting the analogous features and mechanism of working of natural "Insect-Juvenile-Hormone" (JH) as a special category as "Juvenoids". Inhibition of chitin deposition and extension of the larval age is one of the significant effects exerted through the exogenous compound used for topical application appropriate to the larval stage of silkworms at a specific age. Furthermore, the compounds of "juvenoid designation" belong to plant material (herbal compounds) through suitable solvents are reported for the potent natural "Insect-Juvenile-Hormone" (JH) activities through massive turnovers, alteration of constituencies of metabolites like proteins, lipids, carbohydrates, amino-acids, fatty-acids & the chitin too [9-13]. There are several reports on the improvement of the physiological status of a larval body of insect life stages through the reciprocity of exogenous "Insect-Juvenile-Hormone" (JH) and the "Juvenile-Hormone-Analogues" (JHA or juvenoids). Further, the reports are also on the use of the "Juvenile-

Hormone-Analogues" (JHA or juvenoids) for the topical application to the fifth instar larval stages of the silkworm, *Bombyx mori* for the qualitative improvements in the silk yield [14-17].

The chemical class of the "terpenes" is the largest and most varied group of compounds of organic nature. The chemical class of the "terpenes" belongs to diverse groups of plants and animals. The chemical class of the "terpenes" belongs to the category of "synthetic" too. The terpene compounds bear a strong odor. The terpenes are concerned with the protection of the plants by deterring herbivorous animals and attracting predators and parasites of herbivorous animals [18-20]. The Zingiberene is a constituent of *Zingiber officinale*, structurally monocyclic sesquiterpene, and possesses immense pharmacological activity. The terpene chemical nature of zingiberene made to plan the attempt to utilize the acetone solution for topical application to the larval instars of the silkworm, *Bombyx mori*.

MATERIALS AND METHODS

The study was completed through steps such as the rearing of larval stages of the silkworm, *Bombyx mori* [Race: (CSR6 x CSR26) x CSR2 x CSR27]; Preparation of methanol Solution of zingiberene; Zingiberene Treatment; Mountage Provision for Cocoon-Spinning; Parameters Analysis for data collection and Data Analysis through the statistical methods.

Rearing of larval stages of the silkworm, Bombyx mori

The sericultural standard methods [21] of rearing of larval stages of the silkworm, in the view of Krishnaswami *et al.* were followed [13, 22-26]. To feed the larval stages of the silkworm, fresh leaves of the host plant, mulberry, *Morus alba* (L) were utilized. The egg mass in the form of disease-free-laying (DFL) was procured from silkworm Government Seed Production Center, Gadhinglaj District Kolhapur Maharashtra state (India) through Agricultural Development Trust, Baramati District Pune Maharashtra state (India). The race of silkworm, *Bombyx mori* selected for the present attempt was a double hybrid bivoltine race (CSR6 x CSR26) x CSR2 x CSR27). The egg mass in the form of disease-free-laying (DFL) was processed for the attempt of

rearing (black boxing; rearing of early instars; rearing of late age instars; regular feeding with leaves of mulberry, *Morus alba* L. M.5 variety; provision of mountage for mature fifth instar larvae for spinning the cocoon and cocoon harvesting).

Preparation of methanol solution of zingiberene

The zingiberene was procured from Akshar International, Akshar Chemicals India Private Limited (Hatkesh Udhog Nagar, Mira Road, Mumbai, Maharashtra 401107 India) through a local dealer. 0.5 mg powder of zingiberene was dissolved in 10 ml methanol solvent. The strength of this solution was 50 ppm (50 mg per liter). The fresh zingiberene solution was prepared ten minutes before its utilization.

Zingiberene treatment

The fifth instar larval stages of the silkworm, *Bombyx mori* were utilized for the attempt on zingiberene treatment. A short time after the fourth moulting process, the fifth instar larval stages of the silkworm, *Bombyx mori* were used to transfer in a separate tray (disinfected). The fifth instar larval stage of the silkworm, *Bombyx mori* was divided into three groups. Each group of the fifth instar larval stages of the silkworm, *Bombyx mori* had with hundred larvae. Each group of the fifth instar larval stages of the silkworm, *Bombyx mori* was in triplicate set. Each group of the fifth instar larval stages of the silkworm, *Bombyx mori* in the attempt consisted of hundred individuals. The first group of the fifth instar larval stages of the silkworm, *Bombyx mori* in the attempt was considered as an untreated control group. The second group of the fifth instar larval stages of the silkworm, *Bombyx mori* in the attempt was considered as a solvent-treated control group. The third group of the fifth instar larval stages of the silkworm, *Bombyx mori* in the attempt was considered as Zingiberene Treated Group. For the treatment, for the group of hundred-fifth instar larval stages of the silkworm, *Bombyx mori* [bivoltine double hybrid race: (CSR6 x CSR26) x CSR2 x CSR27)], ten milliliters of methanol solution of powder of zingiberene were used. The strength of the methanol solution of powder of zingiberene was 50 ppm (50 mg per liter). The zingiberene treatment to the fifth instar larval stages of the silkworm, *Bombyx mori* was in the form of topical

application. Ten-milliliter solution of powder of zingiberene in the methanol was topically applied to the group of hundred-larval stages of the silkworm, *Bombyx mori* at forty-eight hours after the fourth moult. Topical application of the methanol solution of zingiberene to the fifth instar larval stages of the silkworm, *Bombyx mori* was in the form of spray. Household hand sprayers serve the purpose of spraying the methanol solution of zingiberene to the fifth instar larval stages of the silkworm, *Bombyx mori*. The methanol-treated group of hundred hundred-fifth instar larval stages of the silkworm, *Bombyx mori* [bivoltine double hybrid race: (CSR6 x CSR26) x CSR2 x CSR27] received ten-milliliter solvent methanol at forty-eight hours after the fourth moult. There was no topical to the "Untreated control group" of the hundred-fifth instar larval stages of the silkworm, *Bombyx mori* [bivoltine double hybrid race: (CSR6 x CSR26) x CSR2 x CSR27]. Feeding to the fifth instar larval stages of silkworm, *Bombyx mori* [bivoltine double hybrid race: (CSR6 x CSR26) x CSR2 x CSR27] was carried out through the use of fresh tender leaves of mulberry, *Morus alba* (L) (M.5 variety). The schedule of four feedings per day was used to follow at the rate of a hundred grams of mulberry leaves for the group of hundred larvae. The schedule of feeding consisted of: the first feeding at 6.00 a.m.; the second feeding- at noon; the third feeding- at 5.00 p.m. and the fourth feeding- at 11.00 p.m.

Mountage provision for cocoon-spinning

The silk secretion from the body of the mature fifth instar larval stages of the silkworm, *Bombyx mori* used to ooze out through the mouth opening. At this time, the mature fifth instar larval stages of silkworm, *Bombyx mori* are in search of a suitable place for the support. The attempt of transfer of mature larvae to the mountage in the mature fifth larval stages of the silkworm, *Bombyx mori* appears to be the last but one attempt. In this attempt, mountage is provided to the larval stages of the silkworm, *Bombyx mori* in the rearing tray (or rearing bed) directly. Plastic mountages were used. The suitable mountages help for successfully spinning the silky cocoon through the particular movement of the head by the mature fifth larval stages of the silkworm, *Bombyx mori* [13, 22, 23].

Parameters analysis for data collection

The parameters considered for the present attempt include the age of the larval stage of the fifth instar; cocoon weight; shell weight; pupal weight; length of silk filament reeled from the individual cocoon and weight of silk filament reeled from the individual cocoon. The age of the fifth instar larval stages of the silkworm, *Bombyx mori* was counted from the initial time of the release of the fourth molt to fifty percent of completion of spinning the silk cocoon. The silk cocoons were used to harvest (separation of silk cocoons attached to the plastic mountage) on the sixth day after the initiation of the provision of plastic mountage for cocoon spinning. A random selection of fifty cocoons from each group was made. Twenty-five cocoons were used for economic or commercial parameters and the remaining twenty-five cocoons were used for reeling. Individual silk cocoon was processed for determination of the weight through the use of electronic balance. The weight of each silk cocoon was recorded. Deflossing of each individual silk cocoon was carried out. The weight of such deflossed individual silk cocoons was recorded through the use of electronic balance. Each silk cocoon was processed for vertical cutting through the use of a sharp blade. The weight of the silk shell of the individual cocoon was recorded. Likewise, the weight of the pupa was recorded through the use of an electronic balance. For knowing the weight of the pupa from an individual silk cocoon, the reading of the weight of the silk shell of the cocoon was subtracted from the weight of the respective individual silk cocoon (deflossed). The readings on the weight of the entire silk cocoon (deflossed); the weight of the shell of the individual silk cocoon and pupal weight were recorded. The commercial or economic parameter of the silk cocoon is the shell ratio of the silk cocoon. The silk cocoon shell ratio is nothing but, the percentage of content of actual silk within the individual silk cocoon. The content of actual silk from the individual cocoon (The silk cocoon shell ratio) in the present attempt was calculated through the utilization of readings of the whole cocoon (deflossed) weight and the silk shell weight. The silk shell weight reading was mathematically divided by the reading of the whole cocoon (deflossed) weight. This mathematical division yields the quotient, which

was processed for the multiplication by a hundred to get the shell ratio of the individual silk cocoon. In sericulture, this silk shell percentage is called as shell ratio. The appropriate price for the silk cocoon depends on the reading of "Shell Ratio" [19, 24, 25].

The process concerned with treating the cocoon with boiling water to separate the silk fiber from the cocoon is called reeling. To reel, twenty-five randomly selected silk cocoons were processed for cooking in hot water. The silk fiber from cooked cocoons was separated through the use of country charkha or eprouvette. The process of reeling is exactly opposite to that of the process of spinning. In the present attempt, during reeling, the silk cocoons were processed for boiling or cooking in water (95-97 C°). The process of boiling or cooking the silk cocoons was carried out for about ten to twenty minutes. This process of boiling or cooking the silk cocoons helps the process of separation of gum-like sericin around the fibroin content in silk filament. This process of boiling the cocoons or cooking the cocoons is to achieve ease in the process of reeling (without breaks). Twenty-five randomly selected silk cocoons from each group in the attempt were utilized to reel. The charakha or eprouvette machine was utilized for reeling. The advantage of an eprouvette is to get the length (in meters) of silk fiber reeled from the individual silk cocoon. The weight (grams) of silk fiber reeled from individual silk cocoons was recorded through the use of electronic balance. The reading of weight (grams) of silk fiber (B) was divided by the reading of length (meters) of silk fiber (A). Finally, the quotient was multiplied by nine thousand. The figure thus resulted was titled as the denier scale of silk filament from individual cocoons [26-28]. Thus, through the attempt to the analysis of characters of cocoon and characters of silk filament, the data was collected.

Data analysis through the use of statistical methods

The collection and scrutinization of data collected are of importance concerning the statistical analysis. Explanation of features (or the nature) of the data used for analysis; exploration of the relation of the data belonging to an underlying group; summarization of relation of the data to underlying groups; validity

establishment for the proof of the model and to follow the analytics of prediction are the consequences of any analysis through the methods of statistics. Identification of the trends of the parameters in the attempt appears to be the sole aim of data analysis [29]. All the attempts in the present experimentation were repeated three times. The aim of repetitions of the attempts in the present experimentation is to get the results of consistent qualities. Parameters expected in statistics include mean, standard deviation, and percent change. All these parameters were calculated through the use of the primary data collected in all the attempts. Finally, the data were subjected to statistical analysis. The percent variations and student "T" – tests were considered to know the levels of significance [29-31].

RESULTS AND DISCUSSION

The results dealing with the attempt on the "zingiberene for the silk yield in silkworm, *Bombyx mori* [Race: Double Hybrid - (CSR6 x CSR26) x CSR2 x CSR27]" are summarized in **Table 1** and presented in (**Figures 1-5**). The age (hours) of the fifth instar larval stages of the silkworm, *Bombyx mori* [Race: (CSR6 x CSR26) x CSR2 x CSR27] of the untreated control group and solvent (methanol) treated group was found recorded 147.42 (± 2.958) and 147.42 (± 2.993) respectively. The age (hours) of the fifth instar larval stages of the silkworm, *Bombyx mori* [Race: (CSR6 x CSR26) x CSR2 x CSR27] of the zingiberene (through methanol) treated group was found recorded 179.33 (± 2.993) with significant improvement (**Table 1 and Figure 1**). The weight (gm) of the whole cocoon (deflossed) spun by the fifth instar larval stages of the silkworm, *Bombyx mori* [Race: (CSR6 x CSR26) x CSR2 x CSR27] of the untreated control group and solvent (methanol) treated group was found recorded 1.948 (± 0.391) and 1.948 (± 0.394) respectively. The weight (gm) of the whole cocoon (deflossed) spun by the fifth instar larval stages of the silkworm, *Bombyx mori* [Race: (CSR6 x CSR26) x CSR2 x CSR27] of the zingiberene (through methanol) treated group was found recorded 2.887 (± 0.786) with significant improvement (**Table 1 and Figure 2**). The weight (gm) of the shell of the cocoon (deflossed) spun by the fifth instar larval stages

of the silkworm, *Bombyx mori* [Race: (CSR6 x CSR26) x CSR2 x CSR27]) of the untreated control group and solvent (methanol) treated group was found recorded 0.408 (± 0.073) and 0.408 (± 0.079) respectively. The weight (gm) of shell cocoon (deflossed) spun by the fifth instar larval stages of the silkworm, *Bombyx mori* [Race: (CSR6 x CSR26) x CSR2 x CSR27]) of the zingiberene (through methanol) treated group

was found recorded 0.839 (± 0.158) with significant improvement (**Table 1 and Figure 3**). The shell ratio of the cocoon (deflossed) spun by the fifth instar larval stages of the silkworm, *Bombyx mori* [Race: (CSR6 x CSR26) x CSR2 x CSR27]) of both groups (the untreated control group and solvent, methanol treated group) was found recorded 20.944.

Table 1. The Parameters of silk cocoon fiber and silk fiber Spun by Mature fifth instar larvae of silkworm, *Bombyx mori* [Race: Double Hybrid - (CSR6 x CSR26) x CSR2 x CSR27]) received topical application of methanol solution of zingiberene at 48 hours after the fourth molt

Parameters	Group	Untreated Control Group	Methanol (Solvent) Treated Control Group	Zingiberene Treated Group
Age of fifth instar larval stage (Hours)		147.42	147.42	179.33***
		(± 2.958)	(± 2.993)	(± 2.958)
Whole Cocoon (deflossed) Weight (gm)(A)		00.000	00.000	21.645
		1.948	1.948	2.887**
Shell Weight (gm)(B)		(± 0.391)	(± 0.394)	(± 0.786)
		00.000	00.000	48.203
Shell Ratio [(B÷A) x100]		0.408	0.408	0.839**
		(± 0.073)	(± 0.079)	(± 0.158)
Silk Filament Length (meter) (C)		00.000	00.000	105.63
		20.944	20.944	29.061***
Silk Filament Weight (gm) (D)		00.000	00.000	08.117
		1164.28	1164.28	1478.63*
Denier Scale of Silk Filament [(D ÷ C) x 9000]		(± 103.21)	(± 114.33)	(± 229.53)
		00.000	00.000	26.999
Silk Filament Weight (gm) (D)		0.417	0.417	0.829**
		(± 0.089)	(± 0.093)	(± 0.118)
Denier Scale of Silk Filament [(D ÷ C) x 9000]		00.000	00.000	98.800
		3.226	3.226	5.045***
	00.000	00.000	01.563	

-Each figure is the mean of the three replications.

-Figure with \pm sign in the bracket is the standard deviation.

-Figure below the standard deviation is the increase for calculated parameter and percent increase for the others over the control. *: P < 0.05; **: P < 0.005; ***: P < 0.01

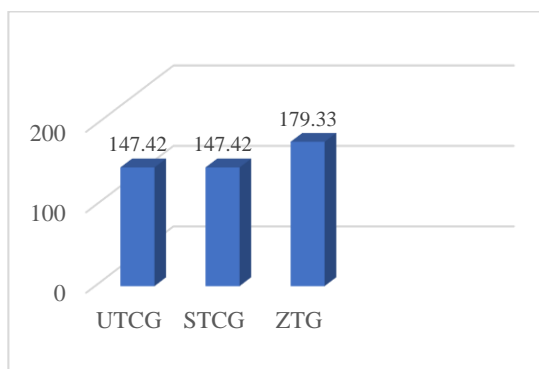


Figure 1. Influence of topical application of methanol solution of zingiberene at 48 hours after the fourth molt on fifth instar larval age (hours) in silkworm, *Bombyx mori* [Race: Double Hybrid - (CSR6 x CSR26) x CSR2 x CSR27])

UTCG: Untreated Control Group; STCG: Solvent Treated Control Group; ZTG: Zingiberene Treated Group.

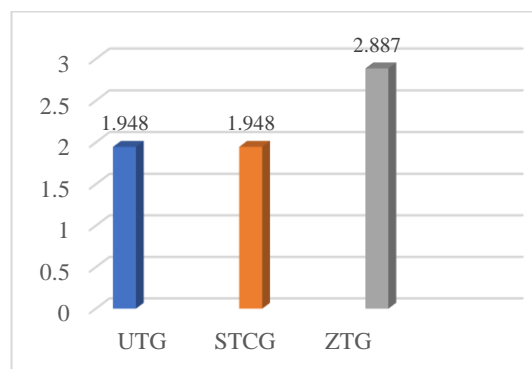


Figure 2. Influence of topical application of methanol solution of zingiberene at 48 hours after the fourth molt on the weight (gm) whole cocoon (deflossed) spun by fifth instar larval stages in silkworm, *Bombyx mori* [Race: Double Hybrid - (CSR6 x CSR26) x CSR2 x CSR27])

UTCG: Untreated Control Group; STCG: Solvent Treated Control Group; ZTG: Zingiberene Treated Group.

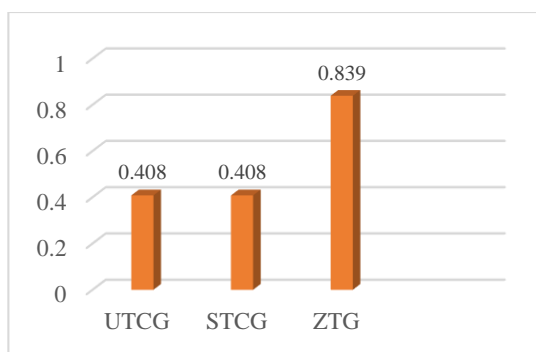


Figure 3. Influence of topical application of methanol solution of zingiberene at 48 hours after the fourth molt on the shell weight (gm) of the cocoon (deflossed) spun by fifth instar larval stages in silkworm, *Bombyx mori* [Race: Double Hybrid - (CSR6 x CSR26) x CSR2 x CSR27]

UTCG: Untreated Control Group; STCG: Solvent Treated Control Group; ZTG: Zingiberene Treated Group.

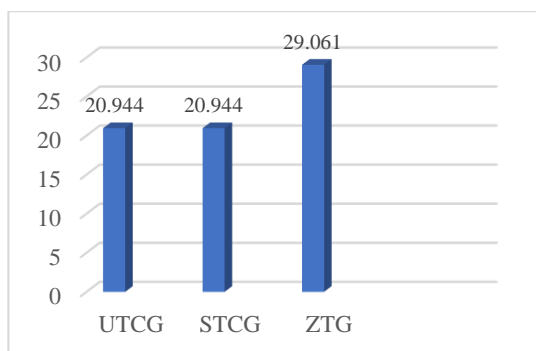


Figure 4. Influence of topical application of methanol solution of zingiberene at 48 hours after the fourth molt on the shell ratio of the cocoon (deflossed) spun by fifth instar larval stage in silkworm, *Bombyx mori* [Race: Double Hybrid - (CSR6 x CSR26) x CSR2 x CSR27]

UTCG: Untreated Control Group; STCG: Solvent Treated Control Group; ZTG: Zingiberene Treated Group.

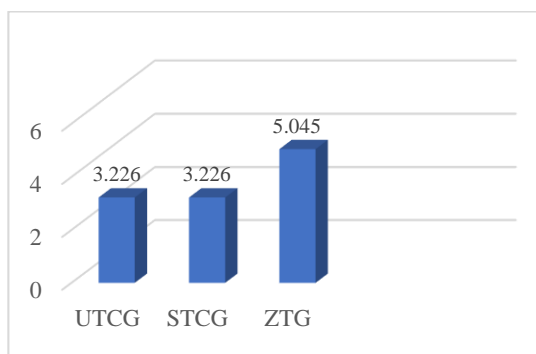


Figure 5. Influence of topical application of methanol solution of zingiberene at 48 hours after the fourth molt on the Denier Scale of silk fiber reeled from cocoon spun by fifth instar larval stage in silkworm, *Bombyx mori* [Race: Double Hybrid - (CSR6 x CSR26) x CSR2 x CSR27]

UTCG: Untreated Control Group; STCG: Solvent Treated Control Group; ZTG: Zingiberene Treated Group.

The shell ratio of the cocoon (deflossed) spun by the fifth instar larval stages of the silkworm, *Bombyx mori* [Race: (CSR6 x CSR26) x CSR2 x CSR27] of the zingiberene (through methanol) treated group was found recorded 29.061 with significant improvement (**Table 1 and Figure 4**). The length (meters) of silk filament reeled from the cocoon (with floss) spun by the fifth instar larval stages of the silkworm, *Bombyx mori* [Race: (CSR6 x CSR26) x CSR2 x CSR27] of the untreated control group and solvent (methanol) treated group was found recorded 1164.28 (± 103.23) and 1164.28 (± 114.33) respectively. The length (meters) of silk filament reeled from the cocoon (with floss) spun by the fifth instar larval stages of the silkworm, *Bombyx mori* [Race: (CSR6 x CSR26) x CSR2 x CSR27] of the zingiberene (through methanol) treated group was found recorded 1478.63 (± 229.53) with significant improvement (**Table 1**).

The weight (gm) of silk filament reeled from the cocoon (with floss) spun by the fifth instar larval stages of the silkworm, *Bombyx mori* [Race: (CSR6 x CSR26) x CSR2 x CSR27] of the untreated control group and solvent (methanol) treated group was found recorded 0.417 (± 0.089) and 0.417 (± 0.093) respectively. The weight (gm) of silk filament reeled from the cocoon (with floss) spun by the fifth instar larval stages of the silkworm, *Bombyx mori* [Race: (CSR6 x CSR26) x CSR2 x CSR27] of the zingiberene (through methanol) treated group was found recorded 0.829 (± 0.118) with significant improvement (**Table 1**).

The denier scale of textile fiber is designed for the determination of physical quality. The denier scale of silk filament reeled from the cocoon (with floss) spun by the fifth instar larval stages of the silkworm, *Bombyx mori* [Race: (CSR6 x CSR26) x CSR2 x CSR27] of the untreated control group and solvent (methanol) treated group was found recorded 3.226 and 3.226, respectively. The denier scale of silk filament reeled from the cocoon (with floss) spun by the fifth instar larval stages of the silkworm, *Bombyx mori* [Race: (CSR6 x CSR26) x CSR2 x CSR27] of the zingiberene (through methanol) treated group was found recorded 5.045 with significant improvement (**Table 1 and Figure 5**).

The silk cocoon spun by the mature fifth instar larval stage of the silkworm, *Bombyx mori* is the foremost and significant feature in sericulture

[32-34]. The silk cocoon is the sole source of commercial silk fiber. Most of the compounds of the "terpene" category utilized for treating (for topical application to) the larval stages of silkworms mimic the working mechanism of natural insects the Juvenoids. The significant increase (21.645%) in the age of the fifth instar larval stage in the present attempt is sufficient to label the zingiberene as a "Juvenoid compound". For the fortification of the concept, further studies (on the effect of zingiberene on chitin deposition in insect larval stages) are essential. There is the possibility of influence of zingiberene (used for topical application to the fifth instar larval stages of the silkworm, *Bombyx mori* [Race: Double Hybrid - (CSR6 x CSR26) x CSR2 x CSR27]) at 48 hours after the fourth molt in the present attempt) on the appetite, secretion of digestive enzymes, and absorption of digested food through the gut. The terpene nature and activity of natural insect juvenile hormone, both are responsible for the growth of glands of silk in the body of the fifth instar larval stages of the silkworm, *Bombyx mori* [Race: Double Hybrid - (CSR6 x CSR26) x CSR2 x CSR27]) at accelerated rate. The shell of the cocoon is made for protection from adverse climatic conditions and for metamorphosis to proceed. The natural and endogenous titer of juvenile hormone (JH) (from the endocrine system within the body of silkworm larvae) is concerned with the stimulation of hypermetabolism [9, 26, 35, 36]. The exogenous titer of juvenoids (from the environment or topically applied) is also concerned with the stimulation of hypermetabolism [9, 13]. The exogenous titer of zingiberene may be utilized by the fifth instared larval stages of the silkworm, *Bombyx mori* [Race: Double Hybrid - (CSR6 x CSR26) x CSR2 x CSR27]) for the synthesis of extra silk protein. Utilization compounds of the terpene category with juvenoid activity, chiefly reflect the significant improvement of qualities of silk cocoon, shell ratio, and qualities of silk fiber [37-39]. Hence, zingiberene is the most popular monocyclic sesquiterpene compound. The use of zingiberene through methanol (as a solvent) for rearing the larval stages of silkworms appears to be a much easier method. Utilization of Zingiberene, a monocyclic sesquiterpene compound may open a new avenue in

sericultural practices for the quantitative and qualitative yield.

CONCLUSION

The present attempt reports a significant influence on the yield of silk through the utilization of a methanol solution of zingiberene for topical applications at forty-eight hours after the fourth moult to the fifth instared larval stages of the silkworm, *Bombyx mori* [Race: Double Hybrid - (CSR6 x CSR26) x CSR2 x CSR27]. The result of the "increase in the age of larval stage of the silkworm, *Bombyx mori* [Race: Double Hybrid - (CSR6 x CSR26) x CSR2 x CSR27] in the group received the topical application of methanol solution of zingiberene" is sufficient to label the zingiberene compound as, "Juvenoid".

ACKNOWLEDGMENTS: The academic support received from the administrative staff of Agricultural Development Trust Baramati Shardanagar, (Malegaon Colony, Post Box No. – 35, Tal. Baramati; Dist. Pune – 413115 Maharashtra, India) and International Science Community Association deserve appreciation and exert a grand salutary influence.

CONFLICT OF INTEREST: None

FINANCIAL SUPPORT: Science and Engineering Research Board (SERB) (CRG/2022/000763/IBS) 3rd & 4th Floor, Block II, Technology Bhavan New Mehrauli Road, New Delhi-110016.

ETHICS STATEMENT: None

REFERENCES

1. Herout V, Benešová V, Pliva J. On terpenes. XLI. The sesquiterpenes of ginger oil. Collect Czechoslov Chem Commun. 1953;18(2):297-300.
2. Rani K. Cyclisation of farnesyl pyrophosphate into sesquiterpenoids in ginger rhizomes (*Zingiber officinale*). Fitoterapia. 1999;70(6):568-74. doi:10.1016/S0367-326X(99)00090-8
3. World Health Organization. World report on ageing and health. World Health Organization; 2015.

4. Butt MS, Sultan MT. Ginger and its health claims: Molecular aspects. Crit Rev Food Sci Nutr. 2011;51(5):383-93.
5. Semwal RB, Semwal DK, Combrinck S, Viljoen AM. Gingerols and shogaols: Important nutraceutical principles from ginger. Phytochemistry. 2015;117:554-68.
6. Mohd Sahardi NFN, Makpol S. Ginger (*Zingiber officinale* Roscoe) in the prevention of ageing and degenerative diseases: Review of current evidence. Evid Based Complement Alternat Med. 2019;2019(1):5054395.
7. Zaoral M, Sláma K. Peptides with juvenile hormone activity. Science. 1970;170(3953):92-3.
8. Williams CM. The juvenile hormone of insects. Nature. 1956;178(4526):212-3.
9. Sláma K. Insect juvenile hormone analogues. Annu Rev Biochem. 1971;40(1):1079-102.
10. Gopakumar B, Ambika B, Prabhu VK. Juvenomimetic activity in some South Indian plants and the probable cause of this activity in *Morus alba*. Entomon. 1977;2:259-61.
11. Khyade VB, Patil SB, Khyade SV, Bhawane GP. Influence of acetone maceratives of *Vitis vinifera* on the larval parameters of silk worm, *Bombyx mori* (L). Indian J Comp Anim Physiol. 2002;20:14-8.
12. Khyade VB, Patil SB, Khyade SV, Bhawane GP. Influence of acetone macerative of *Vitis vinifera* on the economic parameters of silkworm *Bombyx mori* (L). Indian J Comp Anim Physiol. 2003;21(1):28-32.
13. Khyade VB. Influence of juvenoids on silk worm, *Bombyx mori* (L). Ph.D. Thesis, Shivaji University, Kolhapur, India. 2004.
14. Grenier S, Grenier AM. Fenoxycarb, a fairly new growth regulator: A review of its effects on insects. Ann App Biol. 1983;122(2):369-403.
15. Kamimura M, Kiuchi M. Effects of a juvenile hormone analog, fenoxycarb, on 5th stadium larvae of the silkworm, *Bombyx mori* (Lepidoptera: Bombycidae). Appl Entomol Zool. 1998;33(2):333-8.
16. Sen R. How does juvenile hormone analogue cause more silk yield. Indian Silk. 1988:21-2.
17. Mamatha DN, Nagalakshamma K, Rajeshwara Rao M. Impact of selected Juvenile Hormone Mimics on the organic constituents of silk worm, *Bombyx mori* (L). 1999.
18. Martin DM, Gershenzon J, Bohlmann J. Induction of volatile terpene biosynthesis and diurnal emission by methyl jasmonate in foliage of Norway spruce. Plant Physiol. 2003;132(3):1586-99. doi:10.1104/pp.103.021196
19. Pichersky E, Noel JP, Dudareva N. Biosynthesis of plant volatiles: Nature's diversity and ingenuity. Science. 2006;311(5762):808-11. doi:10.1126/science.1118510
20. Khyade VB, Slama K. Screening of acetone solution of FME and selected monoterpene compounds for juvenile hormone activity through changes in pattern of chitin deposition in the integument of fifth instar larvae of silkworm, *Bombyx mori* (L)(PM x CSR2). Integr J Br. 2015;2(7):68-90.
21. Krishnaswami S, Narasimhana MN, Suryanarayana SK, Kumaraj S. Sericulture manual -II: Silkworm rearing. F A O, United Nation's Rome. 1978:131.
22. Khyade VB, Mhamane GV. Vividh vanaspati arkancha tuti reshim kitak sangopanasathi upyojana. Krishi Vdnyan. 2005;4:18-22.
23. Khyade VB, Ghate DP, Sarwade JP. Effect of methoprene on silk worm, *Bombyx mori* (L). J Zool Soc India. 2006:49-60.
24. Khyade VB, Machale SS, Sarwade JP, Patil SB, Deshpande SH. Screening of plant extractives for juvenoid activity in silk worm, *Bombyx mori* (L). J Zool Soc India. 2006:61-77.
25. Khyade VB, Patil PB, Jaybhay M, Gaikwad RR, Ghantaloo US, Shinde VD, et al. Use of digoxin for improvement of economic parameters in silk worm, *Bombyx mori* (L). Bioinformatics (Zoological Society of India). 2007.
26. Khyade VB, Patil PM, Jaybhay KR, Gaikwad RG, Mhamane GV, Khyade VV, et al. Effect of digoxin on economic parameters of silk worm, *Bombyx mori* (L). J Zool Soc India. 2007:23-31.
27. Khyade VB, Bhunje AC. Efficient use of acetone extractive of *oroxylum indicum* for the improvement of quality of silk in silkworm *Bombyx mori* (L.) (RACE: PM x CSR2). Contemp Res India. 2015;5(4):13-8. Available from: <https://www.contemporaryresearchindia.net/Pdf/CRI%20Dec%2015/03.pdf>
28. Khyade VB, Chape VS, Ghadge PB. Influence of the acetone solution of α -Pinene and pine

- needles of *Pinus sylvestris* (L) for the quality improvement of cocoons and silk fibers spun by fifth instar larvae of silkworm, *Bombyx mori* (L) (Race: PM x CSR2). Int J Curr Microbiol Appl Sci. 2016;5(12):36-55. Available from: <http://www.ijcmas.com>
29. Bailey NT. Some problems in the statistical analysis of epidemic data. J R Stat Soc Series B (Methodological). 1955:35-68. doi:10.1111/j.2517-6161.1955.tb00178.x
30. Khyade VB, Eigen M. Key role of statistics for the fortification of concepts in agricultural studies. Int Acad J Innov Res. 2018;5(3):32-46. Available from: www.iaiest.com
31. Khyade VB, Altman S. Use of herbal terpenoid for topical application to fifth instars of silkworm, *Bombyx mori* (L). In Abstract book: International Conference On Doubling the Farmers Income through Innovative Approaches 2018 (pp. 9-11). Available from: <http://iaiest.com/journals/international-academic-journal-of-science-and-engineering/volume-5-issue-3-july-september2018/>
32. Shinde MR, Dongare SK, Khyade VB. Qualitative silk cocoons in silkworm, *Bombyx Mori* (L) Through the topical application of acetone macerative of powder of ganoderma fruiting body and acetone solution of its triterpenoid (Lucidone-D). Int J Sci Res Chem. 2018;3(4):17-34. Available from: <http://ijsrch.com/archive.php?v=3&i=6&py ear=2018>
33. Nalwade MM, Pondkule KA, Khyade VB. The reflection of feeding the mulberry leaves treated with water solution of seed powder of *Syzigium cumini* (L) into profiles of protein (Total) in the fifth instar larvae of silk worm, *Bombyx mori* (L) Race - bivoltine, crossbreed: [(CSR6 x CSR26)] x [CSR2 x CSR27]. Int J Sci Res Chem. 2018;3(4):68-76. Available from: <http://ijsrch.com/archive.php?v=3&i=6&py ear=2018>
34. Kakade SR, Lonkar PR, Bhimasha V. Influence of aqueous solution of agaricus bisporus (L) treated mulberry leaves on the quality of cocoons and silk filament in silkworm, *Bombyx mori* (L). Int J Sci Res Chem. 2018;3(5):39-51. Available from: <http://ijsrch.com/archive.php?v=3&i=7&py ear=2018>
35. Sanjay PV, Chandrakant BSh, Bhimasha KhV. Utilization of aqueous solution of agaricusbisporus (L) treated mulberry leaves for the qualityof cocoons and silk filament in silkworm, *Bombyx mori* (L). Int J Recent Acad Res. 2019;01(09):519-26. Available from: <http://www.journalijrar.com>
36. Ghanvat DD, Khyade VB. The influence of topical application of acetone solution of cucurbitacin-A at 48 hours after the fourth moult on the parameters of cocoon spun by mature fifth instar larvae of silkworm, *Bombyx mori* (L) [Race: Double Hybrid - (CSR6 x CSR26) x CSR2 x CSR27]. Int J Curr Microbiol Appl Sci. 2020;9(2):1162-74. Available from: <http://www.ijcmas.com>
37. Khyade VB, Kadam RCh, Ganage JN, Ghanvat DD. Topical application of acetone solution of cucurbitacin-A at 48 hours after the fourth moult on the parameters of cocoon spun by mature fifth instar larvae of silkworm, *Bombyx mori* (L) [Race: Double Hybrid - (CSR6 x CSR26) x CSR2 x CSR27]. J Mod Chem Chem Technol. 2020;11(1):16-25.
38. Khyade VB, Gaikwad AJ, Prusiner SB. Leaf powder of Lawsonia inermis (L) in acetone for the topical application to the fifth instar larvae of silkworm, *Bombyx mori* (L). Int J Agro Chem. 2020;6(1):25-39. doi:10.37628/ijac.v6i1.935
39. Khyade VB. Influence of topical application of acetone solution of triterpenes on the chitin content in the body wall (Integument) of fifth instar larvae of silkworm, *Bombyx mori* (L). Int J Green Chem. 2020;6(2):41-63. Available from: www.journalspub.com